

## **Lyallpur Khalsa College, Jalandhar**

### **Student Satisfaction Survey 2023-24**

Student Satisfaction Survey (SSS) for the students was conducted by the HEI for the session 2023-24. The questionnaire for the same (attached herewith) was as administered by the NAAC. This survey witnessed the participation of more than 800 students and the results of SSS are attached herewith.



**Criterion II – Teaching–Learning and Evaluation**  
**Student Satisfaction Survey on Teaching Learning Process**

Following are questions for online student satisfaction survey regarding teaching learning process.

**1. How much of the syllabus was covered in the class?**

85 to 100%

70 to 84%

51 to 69%

Less than 50%

**2. How well did the teachers prepare for the classes?**

Thoroughly

Satisfactorily

Poorly

Indifferently

**3. How well were the teachers able to communicate?**

Always effective

Sometimes effective

Just satisfactorily

Generally ineffective

**4. The teacher's approach to teaching can best be described as**

Excellent

Very good

Good

Just Alright

**5. Fairness of the internal evaluation process by the teachers.**

Always fair

Usually fair

Sometimes unfair

Usually unfair

**6. Was your performance in assignments discussed with you?**

Every time

Usually

Occasionally/Sometimes

Rarely

**7. The institute takes active interest in promoting internship, student exchange, field visit opportunities for students.**

Regularly

Often

Sometimes

Rarely

**8. The teaching and mentoring process in your institution facilitates you in cognitive, social and emotional growth.**

Significantly

Very well

Moderately

Marginally

**9. The institution provides multiple opportunities to learn and grow.**

Strongly agree

Agree

Neutral

Disagree

**10. Teachers inform you about your expected competencies, course outcomes and programme outcomes.**

Every time

Usually

Sometimes

Rarely

**11. Your mentor does a necessary follow-up with an assigned task to you.**

Every time

Usually

Sometimes

Rarely

**12. The teachers illustrate the concepts through examples and applications.**

Every time

Usually

Occasionally/Sometimes

Rarely

**13. The teachers identify your strengths and encourage you with providing right level of challenges.**

Fully

Reasonably

Partially

Slightly

**14. Teachers are able to identify your weaknesses and help you to overcome them.**

Every time

Usually

Occasionally/Sometimes

Rarely

**15. The institution makes effort to engage students in the monitoring, review and continuous quality improvement of the teaching learning process.**

Strongly agree

Agree

Neutral

Disagree

**16. The institute/ teachers use student centric methods, such as experiential learning, participative learning and problem solving methodologies for enhancing learning experiences.**

To a great extent

Moderate

Some what

Very little

**17. Teachers encourage you to participate in extracurricular activities.**

Strongly agree

Agree

Neutral

Disagree

**18. Efforts are made by the institute/ teachers to inculcate soft skills, life skills and employability skills to make you ready for the world of work.**

To a great extent

Moderate

Some what

Very little

Not at all

**19. What percentage of teachers use ICT tools such as LCD projector, Multimedia, etc. while teaching.**

Above 90%

70 – 89%

51 – 69%

Upto 50%

**20. The overall quality of teaching-learning process in your institute is very good.**

Strongly agree

Agree

Neutral

Disagree

**21. Give three observation/ suggestions to improve the overall teaching-learning experience in your institution.**

**a)**

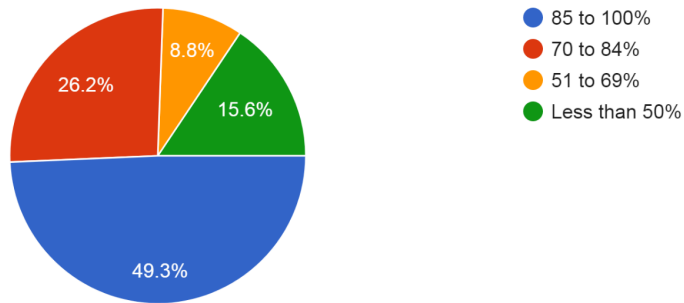
**b)**

**c)**

## Results:

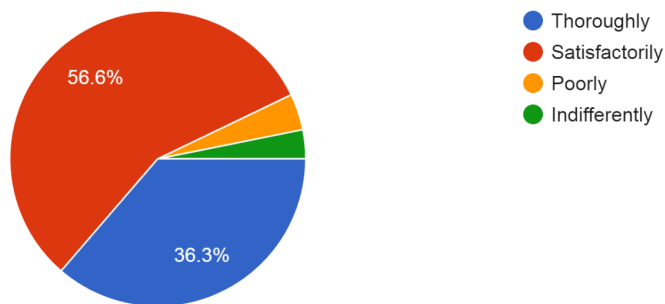
How much the syllabus was covered in the class?

884 responses



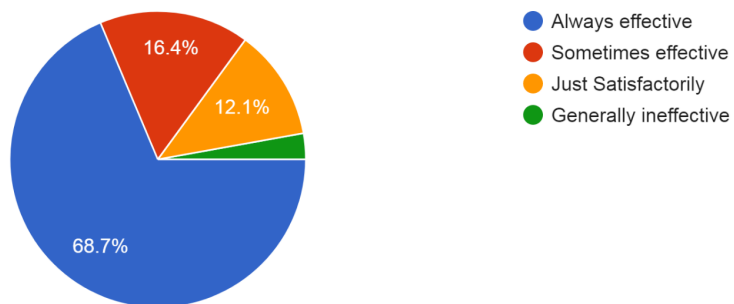
How well did the teachers prepare for the class?

884 responses



How well the teachers were able to communicate?

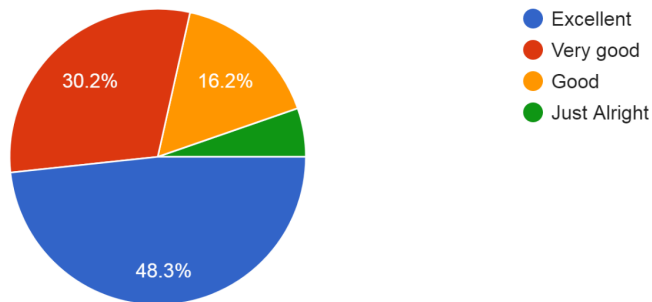
884 responses





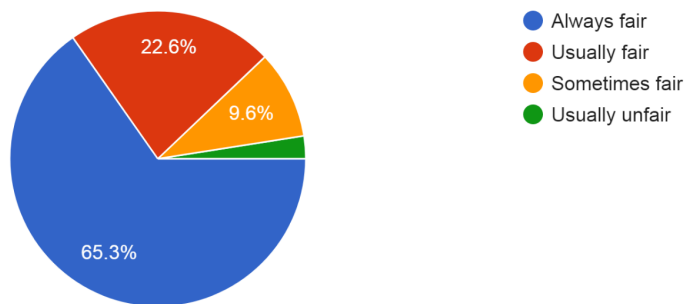
### The teacher's approach to teaching can be best described as

884 responses



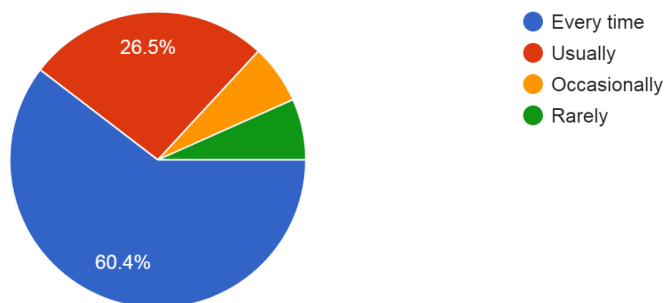
### Fairness of the internal evaluation process by the teachers

884 responses



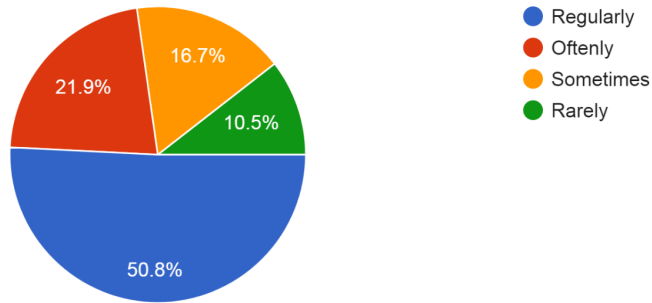
### Was your performance with the assignment discussed with you?

884 responses



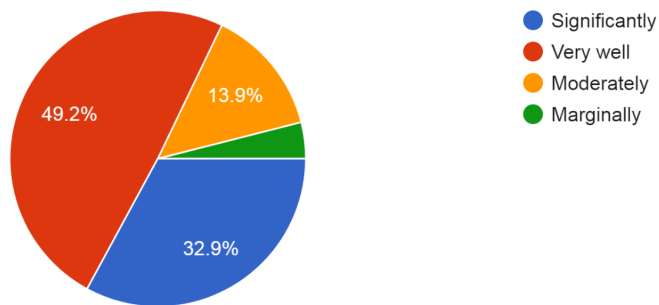
The institution takes active interest in promoting internship, student exchange, field visit opportunities for students

884 responses



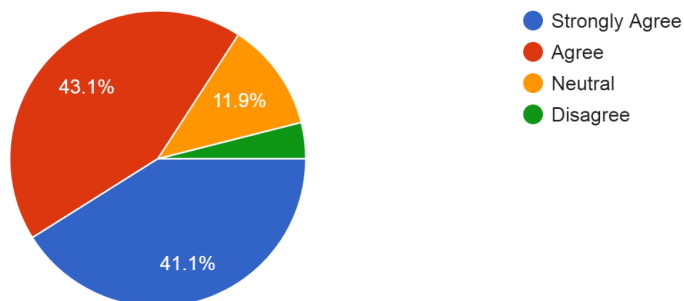
The teaching and mentoring process in the institution facilitates you in cognitive, social and emotional growth

884 responses



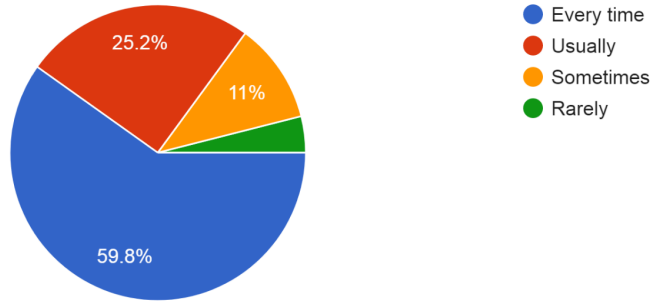
The institution provides multiple opportunities for learning and growth

884 responses



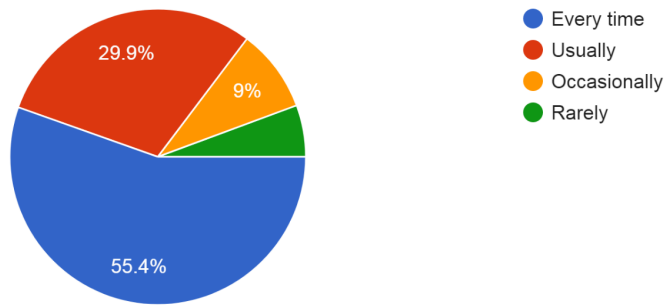
Teachers inform you about your expected competencies, course outcomes and programme outcomes

884 responses



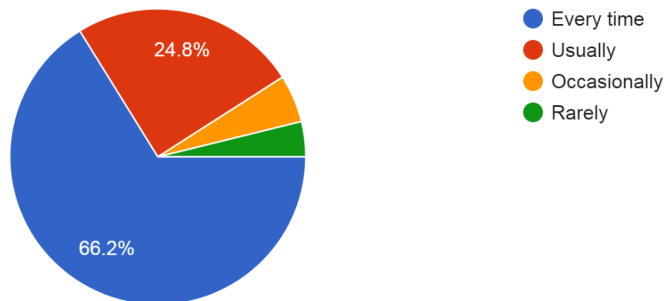
Your mentor does a necessary follow-up with an assigned task to you

884 responses



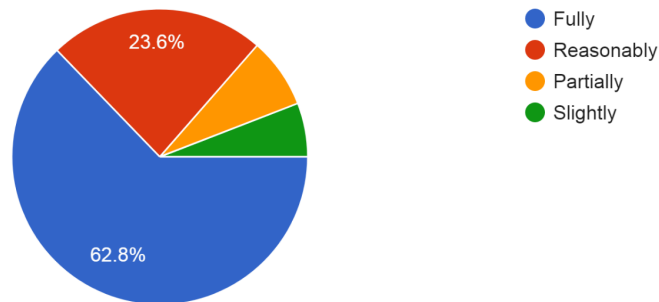
The teacher illustrates the concepts through example and applications

884 responses



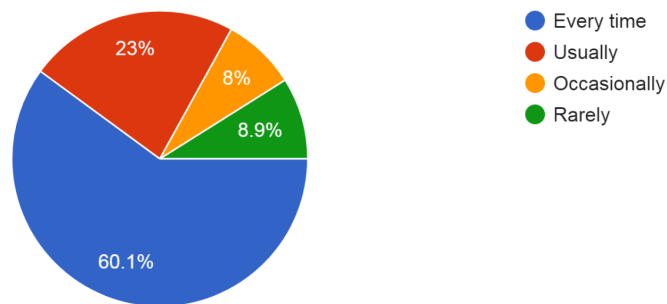
The teacher identifies your strength and encourage you with providing right level of challenges

884 responses



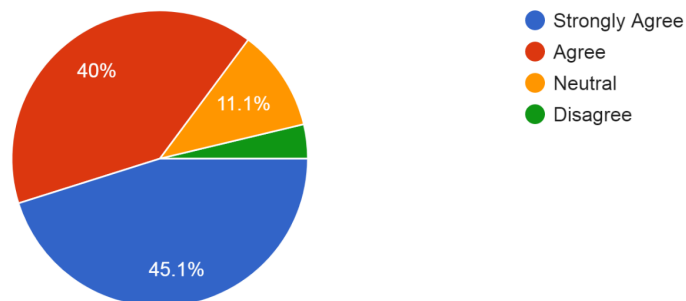
Teachers are able to identify your weaknesses and help you to overcome them

884 responses



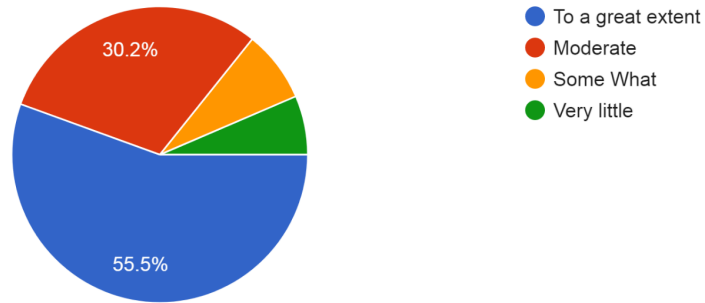
The institution makes effort to engage students in monitoring, review and continuous quality teaching learning process

884 responses



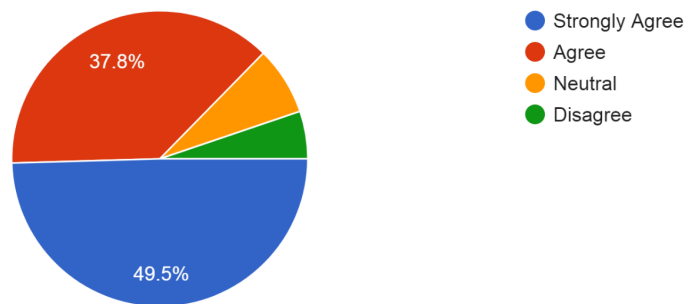
The institution/ teachers use student centric methods, such as experimental learning, participative learning and problem solving methodologies for enhancing learning experiences

884 responses



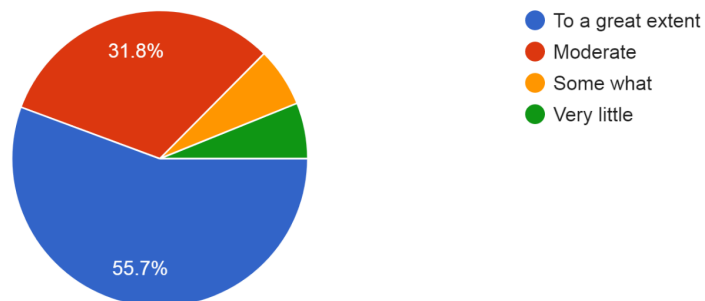
Teachers encourage you to participate in extra-curricular activities

884 responses

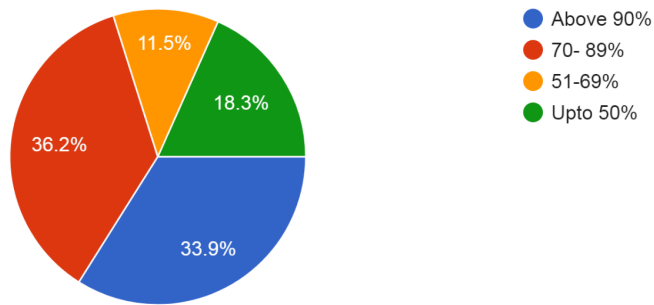


Efforts are made by the institution/teachers to inculcate soft skills, life skills and employability skills to make you ready for the world of work

884 responses



What percentage of teachers use ICT tools such as LCD projector, Multimedia, etc.while teaching  
884 responses



The overall quality of teaching-learning process in your institution is very good  
884 responses

